

90

SCHOOLS

Elementary.....	63
Junior High.....	15
Senior High.....	8
Specialty.....	4

67,822

STUDENTS ENROLLED

Elementary.....	37,432
Junior High.....	12,848
Senior High.....	15,757
Specialty.....	1,785

52%

OF STUDENTS QUALIFY FOR FREE OR REDUCED LUNCH

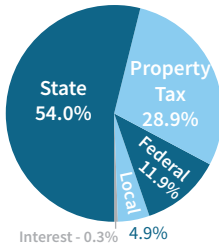
Utah Total..... 35.20%

SPENDING SUMMARY

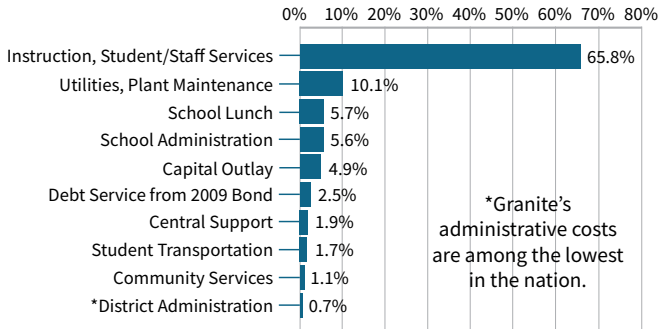
	Nation	Utah	Granite
Average per pupil expenditure	\$11,150	\$7,032	\$7,234
Average teacher salary	\$57,379	\$47,341	\$46,946
Average class size*	16.10	21.76	21.73

*Actual class size is dependent on a number of factors.

REVENUE SOURCES



BUDGETED EXPENDITURES



*Granite's administrative costs are among the lowest in the nation.

Data sources:
Utah State Board of Education, U.S. Department of Education, National Center for Education Statistics

COLLEGE PREPARATION

American College Testing (ACT)

Composite scores from 2016

Granite.....	18.8
Utah.....	20.2
Nation*.....	20.8

*Nationally, 64 percent of graduating seniors took the ACT. All Utah high school students are required to take the ACT. Higher participation tends to depress the overall scores.

Advanced Placement (AP)

4,949 Exams taken in Granite
Percent of exams passed

Granite.....	61.0%
Utah.....	66.1%
Nation.....	57.5%

Student Assessment of Growth and Excellence (SAGE)

Percent proficient

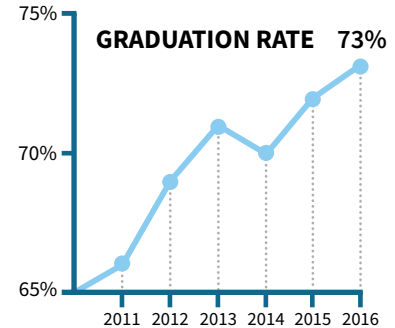
English Language Arts	
Granite.....	30.8%
Utah.....	44.1%

Mathematics	
Granite.....	33.1%
Utah.....	46.5%

Science	
Granite.....	31.5%
Utah.....	48.7%

ETHNIC MAKEUP

American Indian.....	1.4%
Asian.....	4.3%
Black.....	3.5%
Hispanic/Latino.....	32.9%
Pacific Islander.....	4.1%
White/Caucasian.....	52.8%
Multiple Races.....	1.0%



TEACHERS & STAFF

Teachers.....	3,572
-Elementary.....	1,745
-Junior High.....	568
-Senior High.....	736
-Special Programs.....	523
School Administration.....	133
District Administration.....	67
School Support Staff.....	578
District Support Staff.....	563