



Multiple Category Scope and Sequence: Scope and Sequence Report For Course Standards and Objectives, Content, Skills, Vocabulary

Monday, August 18, 2014, 10:00PM



Unit	Course Standards and Objectives	Content	Skills	Vocabulary	
District Advanced <u>Designer Sewing/Fashion Design (20.0301) (District)</u> 2014-2015 <u>Draper, MG</u>	<u>Business of Fashion</u> (Week 1, 2 Weeks)	UT: CTE: Family and Consumer Sciences, UT: Grades 9-12, Designer Sewing/Fashion Design Standard 20.0301-01 Students will access current fashions. <ul style="list-style-type: none"> ▪ Objective 20.0301-0101 Discuss fashion as related to apparel. National Standard 16.5.1 ▪ Objective 20.0301-0102 Discuss fashion as related to household accessories. National Standard 16.5.6 Standard 20.0301-02 Students will discuss how to become an entrepreneur. <ul style="list-style-type: none"> ▪ Objective 20.0301-0201 Discuss how to begin a small business/home-based industry. ▪ Objective 20.0301-0202 Discuss how to keep records for a small business. 	<ul style="list-style-type: none"> ▪ Fashion changes with time and technology. ▪ Current trends in line, design and color. ▪ Career and entrepreneurial opportunities in the fashion industry ▪ Planning and record keeping for a small businesses. 	Identify current apparel/accessories lines in the fashion industry. Recognize line, design and color in relationship to current apparel/accessories lines. Identify career and entrepreneurial opportunities in fashion industry. Describe the planning and record keeping processes related to small businesses.	Fashion Apparel Lifestyle design lines Accessories Fashion line Entrepreneurial Free enterprise Business plan
	<u>Basic Equipment</u> (Week 2, 2 Weeks)	UT: CTE: Family and Consumer Sciences, UT: Grades 9-12, Designer Sewing/Fashion Design Standard 20.0301-03 Students will identify basic equipment used by consumers, as well as commercial enterprises.	<ul style="list-style-type: none"> ▪ Basic information on operation and care of consumer/commercial sewing machines <ul style="list-style-type: none"> ▪ Parts and accessories ▪ Procedures for decorative stitches ▪ Operating procedures for various machines 	<ul style="list-style-type: none"> ▪ Identify the parts and accessories for consumer/commercial sewing machines, cutting and pressing equipment. ▪ Carry out the maintenance and safe operation of machines and equipment. ▪ Apply appropriate pressing techniques for fabrics and/or projects. ▪ Identify how CAD programs are used in fashion and commercial sewing. 	Hemmer Blind Hem Pressing Ironing

- Objective 20.0301-0301 Discuss consumer/commercial sewing machines. National Standard 16.4.1
 - Objective 20.0301-0302 Review the use of sergers and hemmers. National Standard 16.4.1
 - Objective 20.0301-0303 Review cutting and pressing equipment. National Standard 16.4.3
 - Objective 20.0301-0304 Become acquainted with computer-aided pattern designs (CAD). National Standard 16.3.7
- Maintenance and safety procedures
 - The use of sergers and hemmers
 - Parts and accessories
 - Operating procedures
 - Maintenance and safety procedures
 - The proper use of cutting and pressing equipment.
 - Computer-aided pattern designs (CAD).
- Construct a simple project using cutting, pressing, and decorative stitching techniques.
- Tailor's ham
 - Seam roll
 - Sleeve board
 - Point presser
 - Pounding block
 - Needle board
 - Press cloth
 - Press mitt
 - Computer-aided designs (CAD)
 - Serger
 - Looper
 - Differential feed regulator
 - Stitch finger
 - Flatlock
 - Overlock
 - Cover stitch
 - Decorative stitches
 - Embellishment
 - Applique

Construction 1 and Fabric/Finishes



(Week 4, 7 Weeks)

UT: CTE: Family and Consumer Sciences, UT: Grades 9-12, Designer Sewing/Fashion Design Standard 20.0301-04 Students will perform basic construction

- Skills necessary to complete the project of choice.
- Construction techniques appropriate for their project.
- Importance of pre-construction and finishing techniques to the

All skills should be incorporated as appropriate to the individual project selected by the student. As stated in USOE Standard and Objectives for Designer Sewing/Fashion Design, the skills below listed **should be integrated throughout the course. Not every project selected by the students will require**

Terms appropriate to individual project as listed on project

techniques.

- Objective 20.0301-0401 Complete preparation for construction. National Standards 16.4.1, 16.4.5
- Objective 20.0301-0402 Complete construction techniques. National Standards 16.4.1, 16.4.5

Standard 20.0301-05 Students will identify fabric types, finishes and labeling.

- Objective 20.0301-0501 Review and identify various types of fabrics.
- Objective 20.0301-0502 Review and identify various types of fabric finishes.
- Objective 20.0301-0503 Identify mandatory and voluntary textile labeling information. National Standard 16.7.6

overall project quality.

- Types of fabrics.
- Types of fabric finishes.
- Mandatory and voluntary textile labeling information.
- How to select fabric appropriate for the project.



all of the skills listed.

- Prepare, cut and mark fabric as appropriate to selected project.
- Apply various seams and seam finishes.
- Select and apply interfacings appropriate to the project.
- Perform a variety of construction techniques as appropriate to the project:
 - Sleeve/armhole finishes
 - Collar/neck edge finishes
 - Cuffs and waistband techniques
 - Zipper insertion techniques
 - Fastener techniques
 - Lining/underlining
 - Hem and hem finishes
 - Decorative embellishment
 - Pocket techniques
 - Specialized techniques as appropriate

instruction sheet.

- Man-made fabrics
- Synthetic fabrics
- Natural fabrics
- Fabric finishes
- Blends
- Finish
- Hand
- Drapability

Recycle,
Redesign,
Repair,Costumes

 (Week 11, 5 Weeks) 

UT: CTE: Family and Consumer Sciences, UT: Grades 9-12, Designer Sewing/Fashion Design Standard 20.0301-06 Students will discuss alterations, remodeling, repairs, and recycling of clothing.

- Objective 20.0301-0601 Perform basic sewing alterations. National Standard 16.4.5
- Objective 20.0301-0602 Perform a

- Basic sewing alterations techniques
- Basic fitting procedures
- Basic techniques related to clothing repair
- Creative ways to recycle clothing and/or fabric
- Career and/or entrepreneurial opportunities related to clothing alterations and repairs
- Costs related to clothing repair
- Basic costuming information
- Basic costume construction techniques

- Discuss construction skills required to alter, remodel, repair and recycle clothing.
- Perform basic sewing alterations and repairs such as:
 - Increase or decrease the size of a garment
 - Raise or lower a hemline
 - Replace a zipper
 - Remove and/or add a collar or restyle a neckline
 - Mending and/or patching holes
 - Repair seams
 - ***Not every technique presented will be used in every project***
- Identify creative ways to recycle clothing

- Alteration
- Ease
- Hand basting
- Mock band hem
- Pin basting
- Letting out

- variety of clothing repairs. National Standard 16.4.5
- Objective 20.0301-0603 Identify creative ways to recycle clothing and/or fabric. National Standard 16.4.5
- Objective 20.0301-0604 Identify career and/or entrepreneurial opportunities specifically related to clothing alterations and repairs and cost of repairs. National Standard 16.4.5



- and/or fabric
- Summarize career and/or entrepreneurial opportunities related to clothing alterations and repairs.

Taking in
Zipper applications
Recycle
Redesign
Reuse
Upcycle

Standard 20.0301-09 Students will discuss how to construct costumes.

- Objective 20.0301-0901 Discuss basic costuming information.
- Objective 20.0301-0902 Discuss costume construction techniques.
- Objective 20.0301-0903 Identify career and/or entrepreneurial opportunities specifically related to costumes, including a pricing structure for costumes.

Construction 2 - Fitting & Tailoring

 (Week 16, 7 Weeks) 

UT: CTE: Family and Consumer Sciences, UT: Grades 9-12, Designer Sewing/Fashion Design Standard 20.0301-07 Students will discuss custom sewing.

- Objective 20.0301-0701 Perform basic

- Techniques required for custom sewing:
 - Fitting procedures and techniques
 - How to incorporate the principles of line and design
 - Use of flat pattern design methods

- Plan for and construct a custom sewing project:
 - Apply fitting procedures
 - Incorporate principles of line and design
 - Use flat pattern design methods if appropriate
 - Combine tailoring and speed tailoring methods as appropriate

Tailoring
Speed tailoring
Custom sewing
Mass production

- fitting and design.
- Objective 20.0301-0702 Discuss speed tailoring.
- Objective 20.0301-0703 Discuss career and/or entrepreneurial opportunities in custom sewing.

Standard 20.0301-08 Students will discuss mass production of clothing.

- Objective 20.0301-0801 Discuss construction and mass production of clothing.
- Objective 20.0301-0802 Identify career and/or entrepreneurial opportunities specifically related to mass production and related pricing for construction.

- Standards for a tailored garment
- Tailoring terms
- Speed tailoring techniques
- Opportunities related to custom sewing
- How to price custom sewn articles
- Mass production of clothing
 - sequential construction techniques
 - motion economy methods used in assembly line production

- Understand terms related to:
 - Custom sewing
 - Tailor/speed tailoring
 - Flat pattern techniques
- Create a project using assembly line construction techniques

Sequential construction
 Assembly line production
 Flat pattern design
 Flat pattern construction

Construction 3 and/or Home

Fashions  (Week 23, 6 Weeks) 

UT: CTE: Family and Consumer Sciences, UT: Grades 9-12, Designer Sewing/Fashion Design Standard 20.0301-04 Students will perform basic construction techniques.

- Objective 20.0301-0401 Complete preparation for construction. National Standards 16.4.1, 16.4.5
- Objective 20.0301-0402 Complete construction techniques. National Standards 16.4.1, 16.4.5

- Specialized construction techniques related to home fashion sewing
- Specialized fabric used in home fashions
- Types of window treatments, bed covers, pillows, and tabletop fashions
- Techniques used in upholstery/slipcovers (optional)
- Career and/or entrepreneurial opportunities related to home fashions
- Pricing structure for home fashion services

Note The amount of time allotted to these sections will vary according to the depth of study, class projects chosen, and specific circumstances. Therefore, all components of this unit may not be addressed.

- Identify specialized construction techniques used in home fashion sewing
- Perform correct measuring techniques used to create various home fashions
- Incorporate basic line and design principles in individual projects
- Construct samples of window treatments, bed covers, pillow and tabletop fashion
- Identify the basic principles and sequence for constructing slipcovers and to upholster/reupholster furniture (optional)
- Identify career and/or entrepreneurial opportunities specifically related to home fashions
- Develop a pricing structure for home

Lifestyle design
 Pricing structure
 Upholstery
 Slipcover
 Piping
 Filler Cord
 Microfiber
 Bonded fabric
 Outdoor fabric

Standard 20.0301-11 Students will discuss and construct home fashions.

- Objective 20.0301-1101 Discuss specialized fabric uses and techniques for home fashions.
- Objective 20.0301-1102 Identify various window treatments.
- Objective 20.0301-1103 Identify bed covers and pillows.
- Objective 20.0301-1104 Discuss tabletop fashions.
- Objective 20.0301-1105 Discuss upholstery/slipcovers (Optional).
- Objective 20.0301-1106 Identify career and/or entrepreneurial opportunities specifically related to home fashions and develop a pricing structure for home fashion services.

fashion services

Hand-tied
Nail head trim
Valance
Runner
Bed skirt
Duvet
Stuffing
Pillow form
Foam

Construction 4 - Boutique Sewing

 (Week 29, 7 Weeks) 

UT: CTE: Family and Consumer Sciences, UT: Grades 9-12, Designer Sewing/Fashion Design Standard 20.0301-04 Students will perform basic construction techniques.

- Objective 20.0301-0401 Complete preparation for construction. National Standards 16.4.1, 16.4.5
- Objective 20.0301-0402 Complete construction techniques. National Standards 16.4.1,

- Types of products which could be sold in a boutique
- Specialized sewing techniques used in construction
- Guidelines for techniques used in construction of boutique items
- Career and/or entrepreneurial opportunities related to boutique items
- Price structure for boutique items
- Current fashion, trends and techniques related to boutique items

Note All items included in this unit must be based on sewing construction skills.

- Identify sewing techniques and guidelines used in boutique sewing
- Practice construction techniques for boutique items
- Evaluate sample and/or projects for construction quality and resource management
- Identify career and/or entrepreneurial opportunities related to boutiques
- Develop a pricing structure for boutique items

Boutique
Farmers market
Pricing
Piece work
Profit
Resource management
Etsy

16.4.5

Trademark

Standard 20.0301-10 Students will produce products to be sold in a boutique.

Patent

- Objective 20.0301-1001 Identify types of products to be sold in a boutique.
- Objective 20.0301-1002 Practice construction techniques for boutique items.
- Objective 20.0301-1003 Identify career and/or entrepreneurial opportunities specifically related to boutique items and develop a pricing structure.

Wardrobe Planning  (Week 36, 3 Weeks) 

UT: CTE: Family and Consumer Sciences, UT: Grades 9-12, Designer Sewing/Fashion Design Standard 20.0301-12 Students will discuss the role of a fashion consultant.

- Objective 20.0301-1201 Discuss the principles of line, design, and color as related to a wardrobe plan.
- Objective 20.0301-1202 Develop a specific wardrobe plan that includes: body type, personal height, coloring, budget, career needs, personal interests.
- Objective 20.0301-1203 Identify career and/or

- Principles of line, design, and color as related to a wardrobe plan
- Components of a wardrobe plan:
 - body type
 - budget
 - needs
 - wants
 - personal interests
- Career and/or entrepreneurial opportunities related to fashion consulting
- Employment skills
 - job applications
 - resumes
 - interview techniques
 - follow-up procedures

- Identify and discuss components or wardrobe planning
- Create an individual wardrobe plan
- Discuss employment skills in general
 - interview techniques
 - follow-up procedures
 - personal qualities and work ethics
 - interpersonal relation skills related to job performance
 - Complete a job application
 - Create a resume
 - Identify career and/or entrepreneurial opportunities specifically related to fashion consulting

Fashion consultant
 Resume
 Job Application
 Interpersonal skills
 Wardrobe
 Wardrobe Plan
 Body Type
 Wants
 Needs

entrepreneurial
opportunities
specifically related to
fashion consulting.

Standard 20.0301-13 Students
will discuss employment skills.

- Objective 20.0301-
1301 Discuss how to
procure employment.
- Objective 20.0301-
1302 Discuss how to
maintain employment.
National Standard 1.2

